

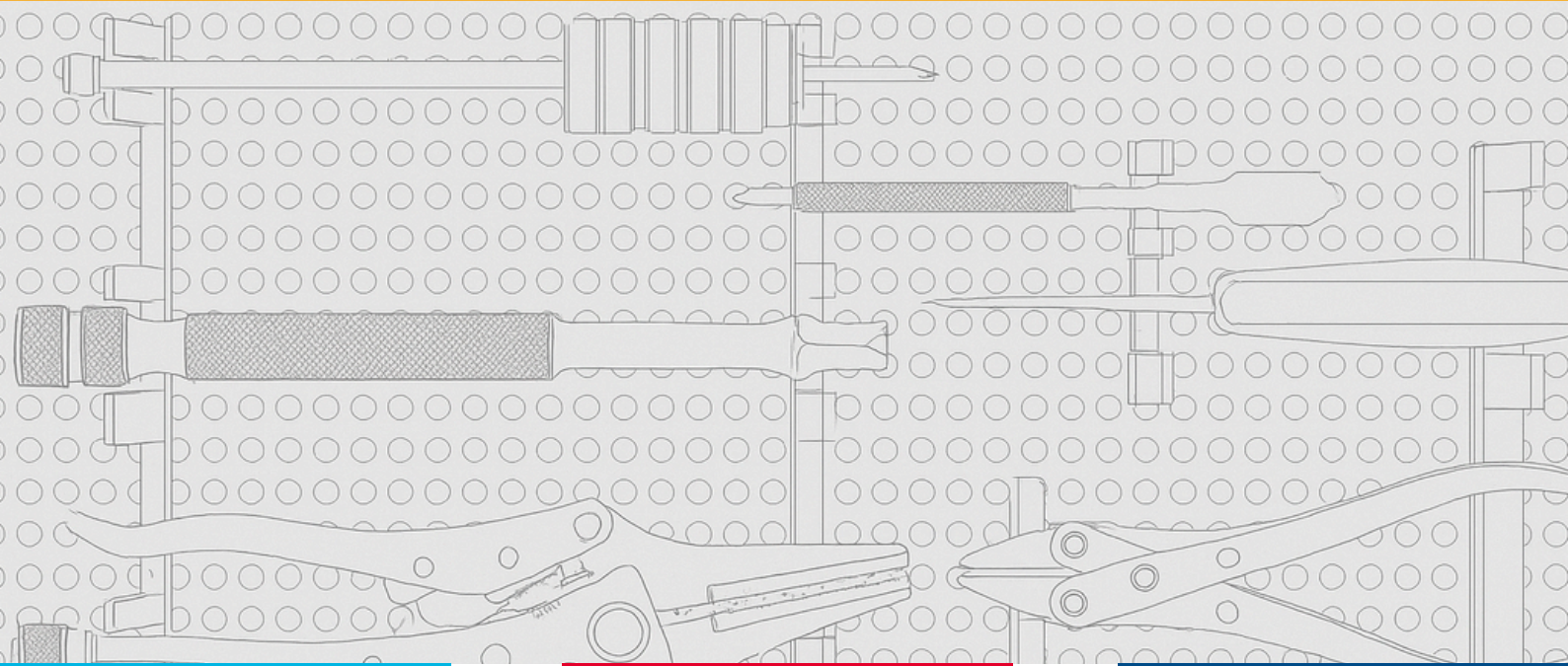


The Richards Staple Removal System

Guidance for use



RICHARDS® STAPLE REMOVAL SYSTEM



Contents

Before and After Use	3
Instructions for use & techniques	4, 5
Set contents	6


Before and after use


Instrument Care Checklist

Before and after each use ensure that:

- ☒ All instruments are examined for damage
- ☒ All working parts function correctly
- ☒ Parts missing or unfit for purpose to be replaced

Cleaning:

- ☒ Clean all internal and external threaded parts. Agitate with a soft brush if necessary.
- ☒ Check that all parts are free of bone debris.
-  Do not use wool or abrasive materials. Contact Echo Orthopaedics for full reprocessing instructions.



INSTRUCTIONS FOR USE AND TECHNIQUES

Step 1 – Clear area around the staple to ensure adequate attachment

Use items:

Staple osteotome 11-1168


Bone Pick CES-I-01



Step 2 – Attached the Richards Staple Removal Tool to the staple by opening the jaws to fit onto the staple attachment area and then closing tight. To open and close jaws rotate the knurled handle.

Use Item:

Richards Staple Removal Tool 11-1138





INSTRUCTIONS FOR USE AND TECHNIQUES

If the Richards Staple Removal Tool is not able to attach to the staple the following items can be used:

Parallel Pliers CES-I-01

Long Nose Mole Grip CES-I-06

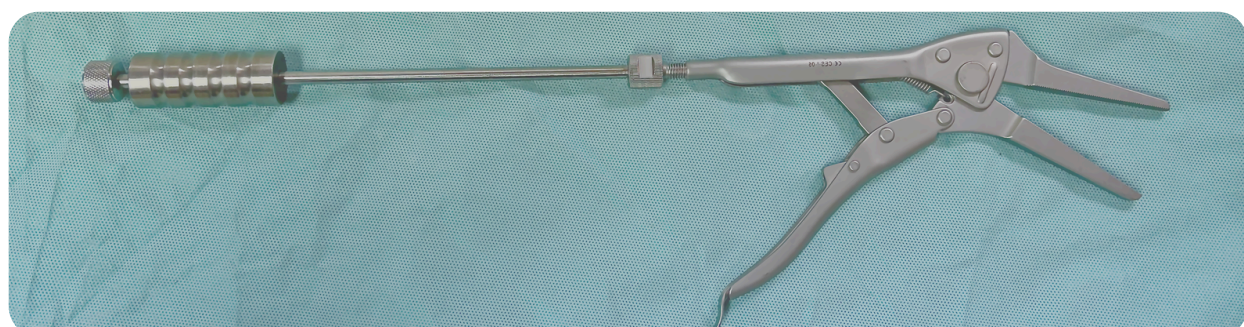
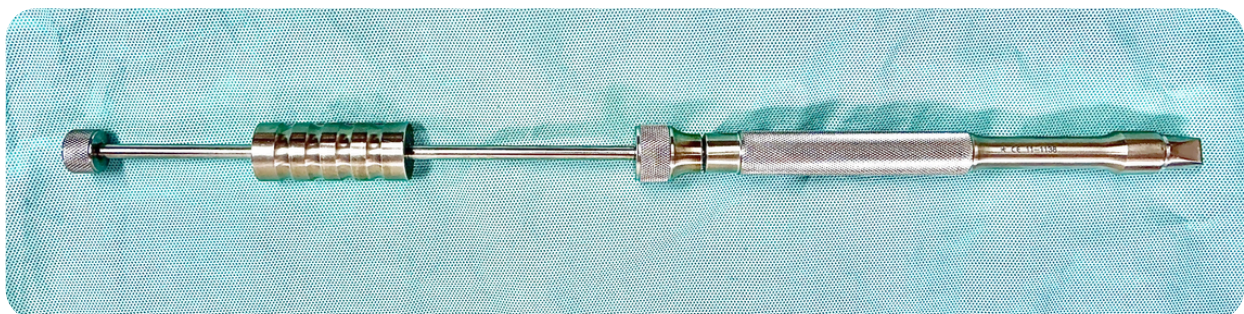


Step 3 – Remove the staple by applying a reverse force. Apply the slap hammer weight and shaft to either the Richards Staple Removal Tool or the Long Nose Mole Grip if the staple is difficult to remove.


Use Items:

Slap Hammer Shaft 11-1129

Slap Hammer Weight 11-1127



SET CONTENTS



Richards Staple Removal System	Cat No.	Qty
Richards staple removal tool	11-1138	1
Slap hammer shaft	11-1129	1
Slap hammer weight	11-1127	1
Long nosed mole grip	CES-I-06	1
Staple osteotome	11-1168	1
Bone Pick	CES-I-01	1
Parallel pliers	CES-I-02	1
Instrument case base		1
Instrument case lid		1

Echo Orthopaedics Ltd
Unit 4, Highland Business Park
London Road
Bolney
West Sussex
RH17 5PX
T: +44(0) 1444 882210

enquiries@echo-ortho.co.uk

www.echo-ortho.co.uk

Please note these "Guidelines for Use"

refer to general situations and therefore individual
surgeon clinical judgement is required.



The medical products to which Echo Orthopaedics Limited assign the UK CA mark meet the provisions of the Medical Devices Regulations 2002 (SI 618) as subsequently amended by the EU Exit Regulations of 2019 (SI 791) and 2002 (SI 1478).

Document Ref : 307-08-13